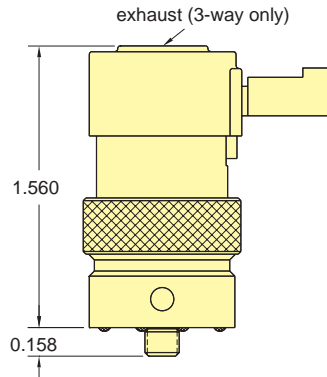


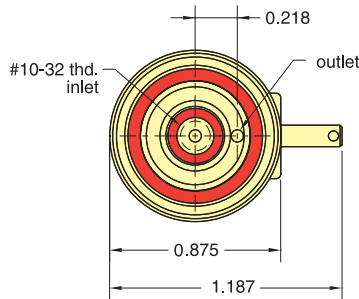
EV, ET, EC SERIES 2- & 3-WAY NORMALLY CLOSED VALVES MANIFOLD MOUNT



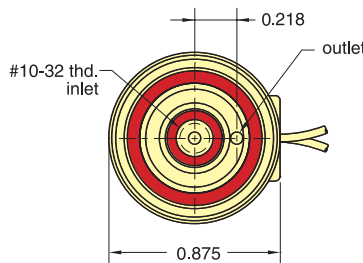

EC - □ M - □ - □



ET - □ M - □ - □



EV - □ M - □ - □



Type: Normally Closed 2- or 3-Way

Medium: Air (40 micron filtration)

Temperature Range: 30° to 180°F

Power Consumption: 0.67 watt

Response: 5 - 10 milliseconds

Mounting: Manifold

Ports: Manifold mounted with #10-32 stud

Operating Range: 90% to 150% of rated voltage

Air Flow: 0.6 scfm @ 100 psig;

17 l/min @ 7 bar

"L" option - 0.5 scfm @ 50 psig;

14 l/min @ 3.5 bar

"H" option - 0.45 scfm @ 25 psig;

13 l/min @ 1.8 bar

Pressure Range:

28" Hg Vac. to 105 psig

"L" option:

28" Hg Vac. to 50 psig

"H" option:

28" Hg Vac. to 25 psig



For Cable and Connectors, see Page 187.

NUMBERING SYSTEM

E □ - □ M - □ - □

C - Connector
T - Terminal Spades
V - Wire Leads

2 - 2-Way
3 - 3-Way

Voltages: *
6 - 6 Volts
12 - 12 Volts
24 - 24 Volts

Standard Options:

Blank - Standard orifice 0.025
L - 0.040 orifice (50 psig max)
H - 0.060 orifice (25 psig max)
V - Fluorocarbon seals

Non-Standard Options:

E - EPR seals
S - Silicon seals
D - Diode

* Consult factory for availability of non-standard voltages and other options